

Oral Practice Paper 2

***Sarah had 10 marbles this morning,
then she lost some.***

Now she has 6 marbles.

How many did she lose?

Write your answer in box a.

--

a

Afterwards, ensure the children know the number they should have written and why that is the correct answer. Discuss methods the children used to work out the answer. Allow children to change their answer to the correct one by crossing out. Make sure they know the way to correct errors.

1. Teacher

Look at the grid.

0	1	2	3	4	5	6	7	8	9
10	11	12	13	14	15	16	17	18	19
20	21	22	23	24	25	26	27	28	29
30	31	32	33	34	35	36	37	38	39
40	41	42	43	44	45	46	47	48	49

I want you to find some numbers on the grid.

Put a ring around each of these numbers:


twenty-five;

thirty-seven;

forty-three.

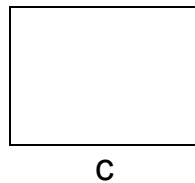
2. Teacher:

Look at the square with 'b' written underneath.



***Draw one straight line on the square so that you make two triangles.
You should use a ruler.***

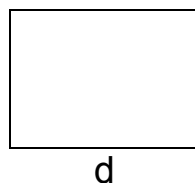
3. Teacher: *Find box c.*



Think of an even number which is more than 20 and less than 40.

Write your answer in box c.


4. Teacher: *Find box d.*



What is the difference between twelve and sixteen?

Write your answer in box d.

5. Teacher: *Look carefully at the six shapes on the page.*



Put a cross on the shape which is not a hexagon.

You should put a cross on only one shape.

(Show the children how to draw a cross if necessary).