

| | |
|------|-------------------------------|
| Name | Date: Holiday Homework |
|------|-------------------------------|

| | | | | |
|---|--|--|---|--|
| Look  | say  | cover  | write  | check  |
|---|--|--|---|--|

| Words | Monday | Tuesday | Wednesday | Thursday | Friday |
|-------|--------|---------|-----------|----------|--|
| they | | | | | Your child needs to learn their spellings and sounds for Friday . Please help them practice each day, writing in the columns. |
| sent | | | | | |
| me | | | | | |
| back | | | | | |
| so | | | | | |
| have | | | | | |
| come | | | | | |
| some | | | | | |

Look around the house and find objects beginning or ending with these sounds, then you can draw and label them.

ee

oo

sh

ch

Extension activity: If you have completed the spelling words above why not try some more: but, that, with, all, we, can, are



Name _____

Date: _____

1b holiday homework

Practise reading and saying your sounds. Think of a word with that sound and write it in the box beside. Underline the sound within the word.

| | | | |
|-----|-----|-----|--|
| j | jam | or | |
| v | | ur | |
| x | | ar | |
| y | | oi | |
| z | | ear | |
| zz | | air | |
| qu | | ure | |
| ai | | er | |
| ee | | ee | |
| igh | | oo | |
| oa | | ch | |
| oo | | th | |
| ar | | ck | |

















Thames View Infants
Key Stage One

Name _____

Year One Maths Homework

This homework relates to Maths work covered in class this week - adding.

| Add the faces together. How many? | Use your fingers to add these numbers. How many? |
|---|--|
|  +  = | $1 + 3 =$ |
|  +  = | $3 + 2 =$ |
|  +  = | $6 + 1 =$ |
|  +  = | $4 + 2 =$ |
|  +  = | $1 + 4 =$ |
|  +  = | $5 + 0 =$ |
|  +  = | $3 + 3 =$ |

We expect your child to complete these tasks independently. Please see your child's class teacher if you have any further questions on this particular piece of homework or to find out how to provide additional support/extension work.

This homework is due back to school next FRIDAY.

Parent's Signature: _____

Remember - this activity, and others like it, can be downloaded from our School Website:

<http://www.thamesview-i.bardaglea.org.uk/index.htm>


Key Stage One

Practise writing your numbers to 10.

| | | | | |
|----|----|----|----|----|
| 0 | 0 | 0 | 0 | 0 |
| 1 | 1 | 1 | 1 | 1 |
| 2 | 2 | 2 | 2 | 2 |
| 3 | 3 | 3 | 3 | 3 |
| 4 | 4 | 4 | 4 | 4 |
| 5 | 5 | 5 | 5 | 5 |
| 6 | 6 | 6 | 6 | 6 |
| 7 | 7 | 7 | 7 | 7 |
| 8 | 8 | 8 | 8 | 8 |
| 9 | 9 | 9 | 9 | 9 |
| 10 | 10 | 10 | 10 | 10 |

Now write your numbers from 11 to 20.

| | | | | |
|-----------|-----------|-----------|-----------|-----------|
| 11 | 11 | 11 | 11 | 11 |
| 12 | 12 | 12 | 12 | 12 |
| 13 | 13 | 13 | 13 | 13 |
| 14 | 14 | 14 | 14 | 14 |
| 15 | 15 | 15 | 15 | 15 |
| 16 | 16 | 16 | 16 | 16 |
| 17 | 17 | 17 | 17 | 17 |
| 18 | 18 | 18 | 18 | 18 |
| 19 | 19 | 19 | 19 | 19 |
| 20 | 20 | 20 | 20 | 20 |



name _____

Year One Maths Homework

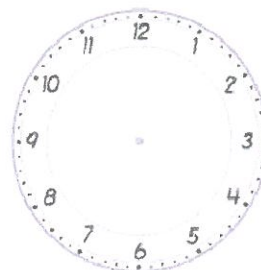
This homework relates to Maths work covered in class this week. Children are revising telling the time, in analogue format, in terms of o'clock and half-past. Help your child to read the time and then record it on the blank clocks below. Remind your child to make sure that the "hour hand" extends beyond the numbers on the clock face. When recording "half-past", remind your child that the "minute hand" should be positioned between the numbers on the clock face.

o'clock

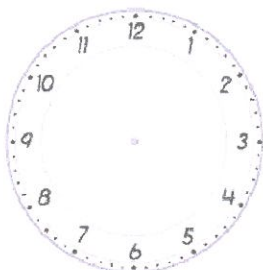
Draw the hands on the analogue clocks to show the right time.



10 o'clock



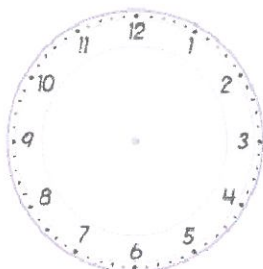
5 o'clock



1 o'clock



9 o'clock



6 o'clock




5 o'clock

Please see your child's class teacher if you have any further questions on this particular piece of homework or to find out how to provide additional support/extension work.

This homework is due back to school on Friday.

Parent's Signature: _____



| | | |
|------|-------|------------------|
| Name | Date: | Holiday Homework |
|------|-------|------------------|

| | | | | |
|---|--|--|---|--|
| Look  | say  | cover  | write  | check  |
|---|--|--|---|--|

| Words | Monday | Tuesday | Wednesday | Thursday | Friday |
|--------|--------|---------|-----------|----------|--|
| said | | | | | Your child needs to learn their spellings and sounds for Friday. Please help them practice each day, writing in the columns. |
| want | | | | | |
| down | | | | | |
| little | | | | | |
| your | | | | | |
| being | | | | | |

Look around the house and find objects with these sounds, then you can draw them. If you can't 'see' anything, think of some words with these sounds - write the words.

ar

j

zz

y

Extension activity: If you have completed the spelling words above why not try some more: **play sing hop run skip**

Remember – this activity, and others like it, can be downloaded from our School Website:

<http://www.thamesview-i.bardaglea.org.uk/homework.htm>

