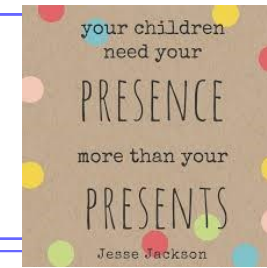




Bumble Bees



I'm not making a mess I'm making Memories

The more you play with your child the better, build their language, don't question just comment. Older and younger children can join in too. Remember you're not making a mess...you are making memories.



Cook spaghetti, pasta or rice in coloured water. Once cool, get your hands in and have some fun!



Make some jelly, the brilliant thing is, you can eat and play! Best of both worlds. Make sure you get just as messy!



In the sink or in the bath, in the washing up bowl, it doesn't matter ... doesn't have to be sea creatures, any animals can swim and splash.





Shaving foam, great for mark making, smells nice, cleans too. Doesn't have to be letters and words, patterns and shapes work just as well.

Special Homework! Have a go at some of these activities, I've also left the signs and chart on the back for you to use as you go.

Remember come and see Claire if you have any questions or worries, even if they seem small or you've asked them before and still aren't sure.

claire.smith@tviacademy.org


Remember to #tweet @clairetvi or send me a picture, I love to see what you are up to...I'll be signing this weekend too! Can't wait to see more home learning.

| | |
|--|---|
|  <p>First ...</p> |  <p>Then...</p> |
|--|---|

This frame shows first the child is to eat and then they can play with the cars. Some children will require the real objects to understand the instruction, others could relate to a picture. Below is a blank one to cut out and use at home.

| | |
|------------------|----------------|
| <p>First ...</p> | <p>Then...</p> |
|------------------|----------------|


hello



where


Make sign at shoulder height

eat



to eat


'put fingers together and tap one side of your mouth two times'




More

Remember - Always sign and say together

Yes



No



drink



"pretend to hold a cup and raise it to your chin"

First ...

Then...

First ...

Then...