


Maths at Home



Activities

One

Year One

Activities for counting to 30

You will need:

Voices



Activity:

With your child, count out loud to 30. See if your child can do this alone. Can he/she count backwards from 30?

You will need:

Voices



Activity:

Whilst walking, count 20, 25, 30 or any other number of steps. When you have reached the chosen end number, start again. You could try this on the journey to school.

You will need:

Voices



Activity:

While your child is brushing his/her teeth, count to thirty (or more) to time them. Then let your child count to thirty while you brush your teeth.

Activities for counting to 30

You will need:



Hands

Activity:

Clap your hands or snap your fingers while your child counts aloud to 30. Repeat with child clapping.

You will need:



Small objects

Activity:

Give your child a pile of small objects e.g. dried beans or pasta. Ask them to count out 30 pieces. Repeat with other numbers less than 30. You could make a picture with the beans!

You will need:



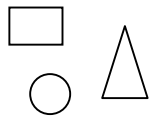
Voices

Activity:

On your journey to school, count trees, cars, doors, people, or lampposts (up to 30) with your child.

Activities for shape

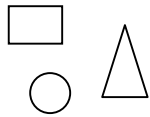
You will need:
Shape worksheet



Activity:

Point to each shape and name it. Colour all the triangles green, the rectangles red, the squares blue and the circles yellow.

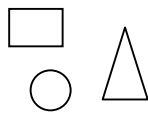
You will need:
Shape worksheet



Activity:

Match each of the names to the correct shape by drawing a connecting line.

You will need:
Shape worksheet



Activity:

Cut out the shapes carefully; Glue them to another piece of paper to make a shape picture. Glue the names on as well.