


# Maths at Home



Activities

One

Year Two

## Activities for counting to 100

You will need:  
Voices



Activity:

Count aloud together to 100. Ask your child to count aloud by him/herself.

You will need:  
Voices



Activity:

Start counting from one together. Every time you get to a number ending in zero (e.g. 10, 20, 30), say “Fizz” instead of that number e.g. (1,2,3,4,5,6,7,8,9,fizz, 11...).

You will need:  
Voices



Activity:

Give your child a number between zero and 100 (e.g. 48). Ask your child to continue counting from there to 100. Repeat, starting with a different number.

## Activities for counting to/back from 100

You will need:  
Voices



Activity:

Give your child a number from zero to 100 (e.g. 68). Ask him/her to count back to zero from that number. Repeat with a different starting number.

You will need:  
Voices



Activity:

Pick a number between zero and 100 (e.g. 38). Ask your child which number comes before it (e.g. 37) and which number comes next (e.g. 39). Which two numbers ending in zero does this number lie between (i.e. 30 and 40).

You will need:  
Voices



Activity:

Play a game of Ludo (or another similar board game) to practise counting moves correctly around the board.

## Activities for shape

You will need:

Cylinders such as tins, etc.

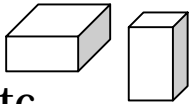


Activity:

Ask your child to find as many cylinders as he/she can around the house. Can they find cylinders of different sizes?

You will need:

Cuboids, boxes, etc.

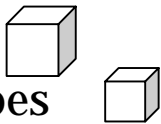


Activity:

Ask your child to find as many cuboids as he/she can around the house. Can they find cuboids of different sizes?

You will need:

Cubes e.g. Oxo cubes



Activity:

Ask your child to find as many cubes as he/she can around the house. Can they find any other solid shapes other than cylinders, cuboids and cubes? Can they name them?